







**Performance across the Planning Service
Quarter 1 (April to June 2010)**

Council Actions

Council Action	Description	Target	Actual	Explanation	Status
Action 07	We will promote the district to new businesses by March 2011	100%	25%	Step Up competition held on 30 June 2010 Commercial property database due to be launched in the next few months Marketing plan framework with partners eg Cambridgeshire County Council and East of England International.	
Action 08	We will support local people to establish community orchards by March 2011	100%	25%	Presentation given at the Planning Parish Forum on 14 June 2010 A project plan is being undertaken to deliver a target of 6 community orchards Landowners have offered land for fruit tree planting; identified sites are currently being reviewed.	

National Indicators

Indicator	Description	Target	Actual	Explanation	Status
NI157A	% 'Major' planning applications determined in 13 weeks	71%	83%	Government target (60%) and internal target (71%) met.	
NI157B	% 'Minor' applications determined in 8 weeks	71%	64%	Delays within the registration process have continued to impact on officer time to determine applications within 8 weeks. Neither the Government target (65%) nor internal target (71%) has been met. A review of internal processes will improve performance.	
NI157C	% 'Other' applications determined in 8 weeks	86%	71%	Delays within the registration process have continued to impact on officer time to determine applications within 8 weeks. Neither the Government target (80%) nor internal target (86%) has been met. A review of internal processes will improve performance.	
NI197	Improved Local Biodiversity on local sites This is an annual measure	52%	N/A	Limited control/ influence with private and other landowners. Roadside verges (Cambridgeshire County Council) has been a concern but improving.	






Key:

 Completed or on target  Annual target or corrective action being taken
 Not on target

**Performance across the Planning Service
Quarter 1 (April to June 2010)**

Local Indicators

Development Control

Indicator	Description	Target	Actual	Explanation	Status
SH320	Affordable housing planning permissions as a % of all residential permissions (excludes new Traveller/Gypsy pitches)	23%	TBC	Figures cannot be generated until the second week of July 2010 and are waiting to be received from Cambridgeshire County Council. However, it is anticipated that the target will be met.	
SP902	The number of decisions delegated to officers as a percentage of all decisions	95%	92%	Delays within the registration process have continued to impact on officer time to determine applications within 8 weeks. A review of internal processes will improve performance.	
SP921	The % of householder applications determined within 8 weeks	90%	67%	Delays within the registration process have continued to impact on officer time to determine applications within 8 weeks. A review of internal processes will improve performance.	
SP944	% Satisfaction with Development Control	73%	68%	Lengthy delays have resulted in delays in determining applications. Lack of consistency of advice across Conservation and not keeping applicants informed has resulted in a drop in satisfaction. A review of internal processes will improve performance.	
SP946	% Planning correspondence that was responded to within 10 working days	90%	47%	Determining planning applications has been given priority over informals, general enquiries and pre-application enquiries (no fee). This has resulted in a delay in responding to correspondence. Additional planning resource has been sought to cover the interim period/restructure transition, up to September 2011.	

Key:



Completed or on target



Annual target or corrective action being taken











Not on target

**Performance across the Planning Service
Quarter 1 (April to June 2010)**

Local Indicators

Building Control

Indicator	Description	Target	Actual	Explanation	Status
SP922	Initial notice submission response	98%	98%	Target met.	
SP923	Acknowledgement of building regulation applications	99%	83%	Shortage of staff due to sickness and annual leave coinciding.	
SP924	Full planning application assessments	60%	43%	Shortage of staff due to sickness and annual leave coinciding.	
SP925	Building Control applications decided in relevant period	99%	99%	Target met.	
SP926	Inspections undertaken on same day	95%	100%	Target exceeded.	
SP928	Immediately dangerous requests responded to on time	100%	100%	Target met.	
SP929	Probably dangerous requests responded to on time	100%	100%	Target met.	
SP930	May become dangerous requests responded to on time	100%	100%	Target met.	

Key:



Completed or on target














Annual target or corrective action being taken



Not on target

Performance across the Planning Service Quarter 1 (April to June 2010)

Conservation

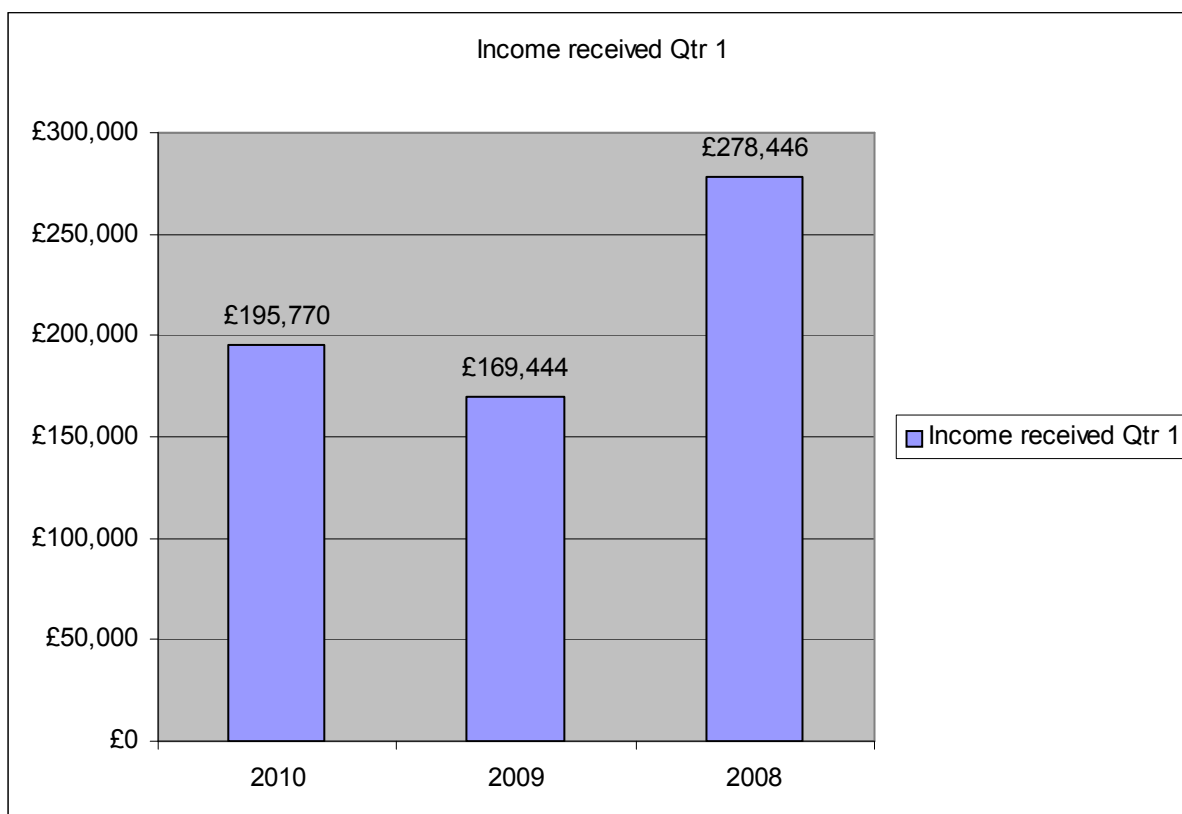
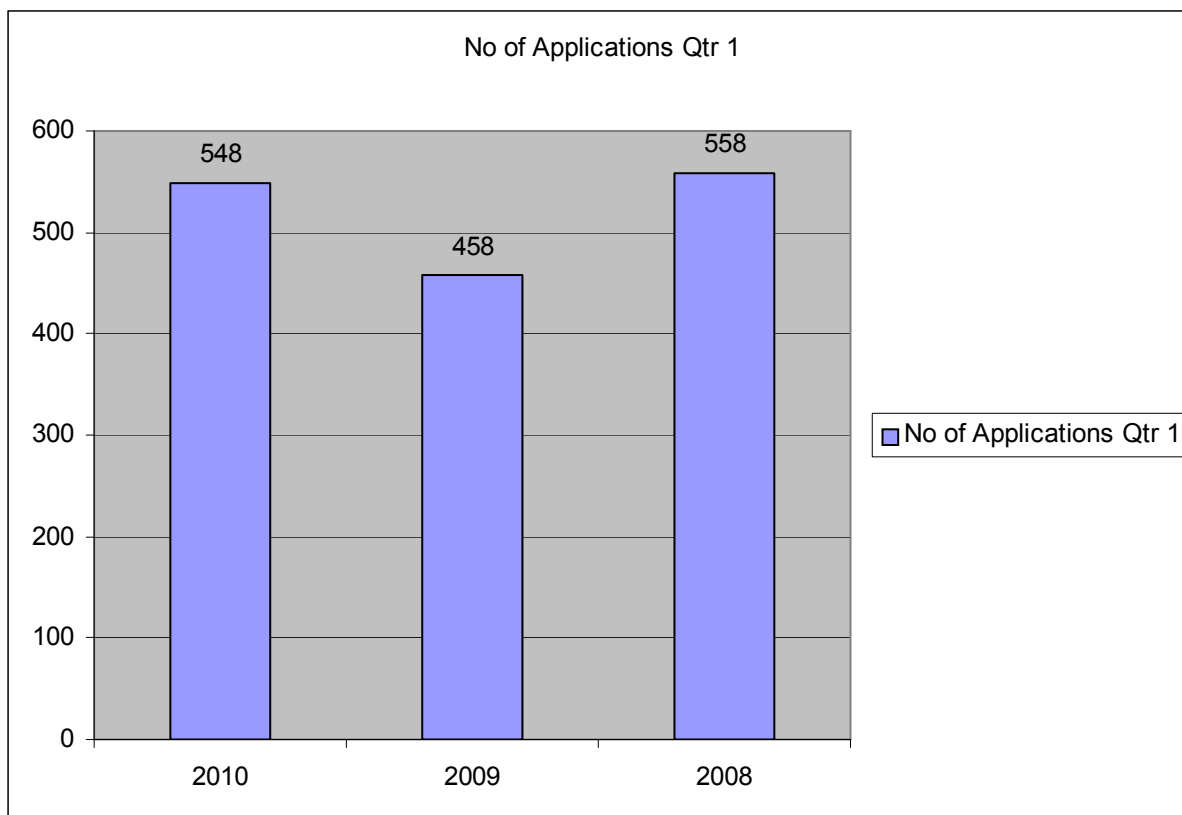
Indicator	Description	Target	Actual	Explanation	Status
SP901	Hectares of accessible wildlife space. This is an annual measure.	7.6	N/A	Many of the larger sites that the Ecology officer has been involved with over the past year, that would have delivered accessible greenspace, moved extremely slowly, mainly due to the economic climate. Once developments such as the ones at Over, Trumpington Meadows, Milton and Hauxton are completed the figure will jump significantly.	
SP903	Buildings removed from at risk register. This is an annual measure.	3	0	Work pressures in other areas and officer on maternity leave. Confident that end of year target will be met.	
SP904	Historic Buildings improved with SCDC grants. This is an annual measure.	12	7	Steady flow of enquiries and an increase in applications over last 5 years.	
SP905	Metres of hedging planted under Tree and Hedge Scheme This is an annual measure.	2500m	0	Applications are currently being received and are being held for processing during planting season. Scheme is currently being revamped and officers are waiting on graphics for new forms.	
SP907	Listed Building Consents processed within 8 weeks.	75%	75%	Stats cannot be generated at this stage. However, it is anticipated that the target will be met.	
SP908	Listed Building Applicants Treated Fairly.	90%	0%	No feedback received this quarter. Mechanism is being reviewed.	No data
SP909	Tree applications processed within 8 weeks.	95%	99%	Performance remains high even though tree application system is partially unavailable - IT is awaiting passwords from JDI to reconfigure system.	
SP931	Landscape schemes implemented and monitored.	TBC (Prev. target 50 per annum)	10 major schemes monitored	Landscape monitoring has suffered due to pressure of growth sites and other work. Is being reviewed with SWIFT	
SP939	Net area of County Wildlife Sites and SSIs in South Cambs.	3282	TBC	Annual figure received from external source. There is a reasonable chance that target will be met. Target is about retention of existing site areas.	
BV219	% Of Conservation Areas with up to date appraisals.	34%	TBC	The public consultation version of the Papworth Everard Conservation Appraisal will be completed at the beginning of July. Will need to keep progress of this indicator under review.	
TBC	Number of Conservation Area appraisals completed.	5	0	The public consultation version of the Papworth Everard Conservation Appraisal will be completed at the beginning of July. Will need to keep progress of this indicator under review.	
Promote and provide training on the Landscaping of New Developments SPD & Promote and provide training on the District Design Guide SPD				Under review for next Agents Forum. Training for staff to be agreed following restructure.	

Key:

 Completed or on target  Annual target or corrective action being taken  Not on target

**Performance across the Planning Service
Quarter 1 (April to June 2010)**

Comparison of Planning Applications & Fees



Included in the above figures is all income, less any refunds made where fees were overpaid.

Achievements for the Planning Service Quarter 1 (April to June 2010)

Building Control

- Building Control Agents Forum held on 4 May 2010, which was well received.

Conservation

- Community Orchards presentation at the Planning Parish Forum held on 14 June 2010, which was well received.

Development Control

- Planning Parish Forum held on 14 June 2010, which was well received.
- Duty Officer System remains successful.
- Pre-application charging remains successful and continues to generate a good level of income.

Enforcement

- A High Court Injunction was granted in April, in respect of a site in Landbeach.

Economic Development

- Step Up competition held on 30 June 2010, which was well received.
- Further information can be found in the Economic Downturn report submitted by Nicole Kritzingner under separate cover.